

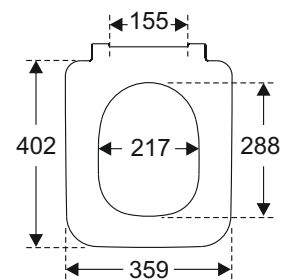
Skyla Square SC/QR



Model 8M76S1 Skyla Square toilet seat with Softclosing and Quickrelease, incl. 9231 31 61 hinges

Product Description Skyla Square toilet seat in Sandwich-Design made of colour ingrained duroplast:

- incl. hinges stainless steel
- centre distance: 155 mm
- load of ring seat: 240 kg
- 10 year guarantee

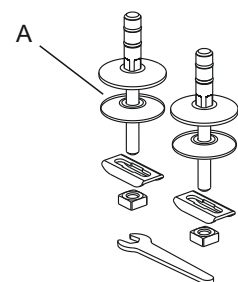


Colour Programme 01 white alpin RW stone white
R7 pure black

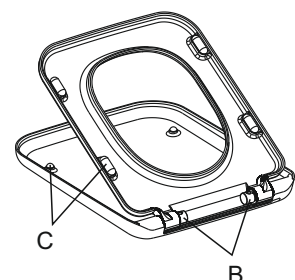
Hinge Finish Stainless steel

Spare Parts

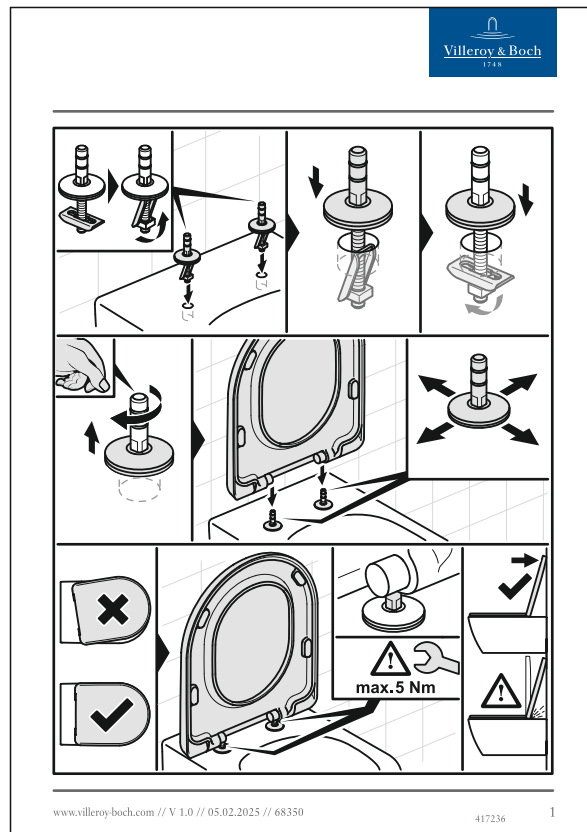
- A) 9231 31 61 hinges stainless steel
- B) 9231 32 00 Softclosing damper packet
- C) 9223 24 00 Buffers for seat and cover
- 9223 24 38 Buffers for seat and cover pure black



Cleaning Instructions Use a mild soap solution. Seat and hinge should not be left damp, but be dried with a soft cloth. When using abrasive, corrosive or chlorine based cleaners for the bowl, avoid contact with seat and hinge as it may lead to damages or flash rust. Therefore, when cleaning the bowl, make sure that seat and cover are in an upright position until all the cleaner has been flushed away.



Instruction Manual



Material Description

TOILET SEAT: The material is colour ingrained duroplast (UF A 10 = urea formaldehyde) that contains no environmentally hazardous substances. UF plastic comprises 67 % urea formaldehyde resin, 28 % cellulose, as well as 5 % minerals, pigments, lubricants and moisture content. The raw material from the supplier contains less than 0,03 % formaldehyde after a special curing process.

BUFFERS: TPE (Thermoplastic Elastomer)

MOUNT/HINGE: stainless steel

Guarantee

The guarantee includes faults or defects in the material of our products within a periode of 10 years. Products subject to minor technical modifications and design deviations. Errors and omissions excepted.