



Quality of life since 1825

# Shower package Atlantic 2.1 - Single lever

Incl. Shower set, 150 c-c

## Product features

- Grip-friendly lever with clear color marking for hot and cold water
- Soft move, ceramic package with smooth and precise operation
- Eco-stop, adjustable maximum flow limitation

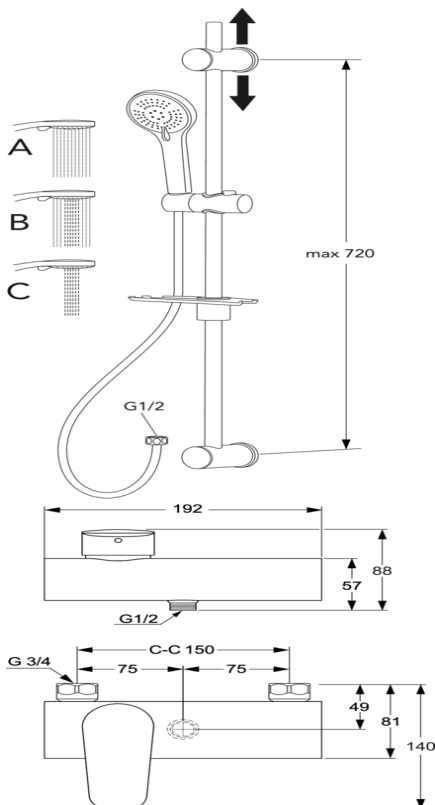
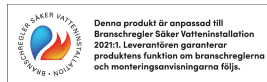
## Article numbers

Art-no.  
GB41211387

EAN  
7391530085050

## Assembling & Care

## Energy labeling and certifications



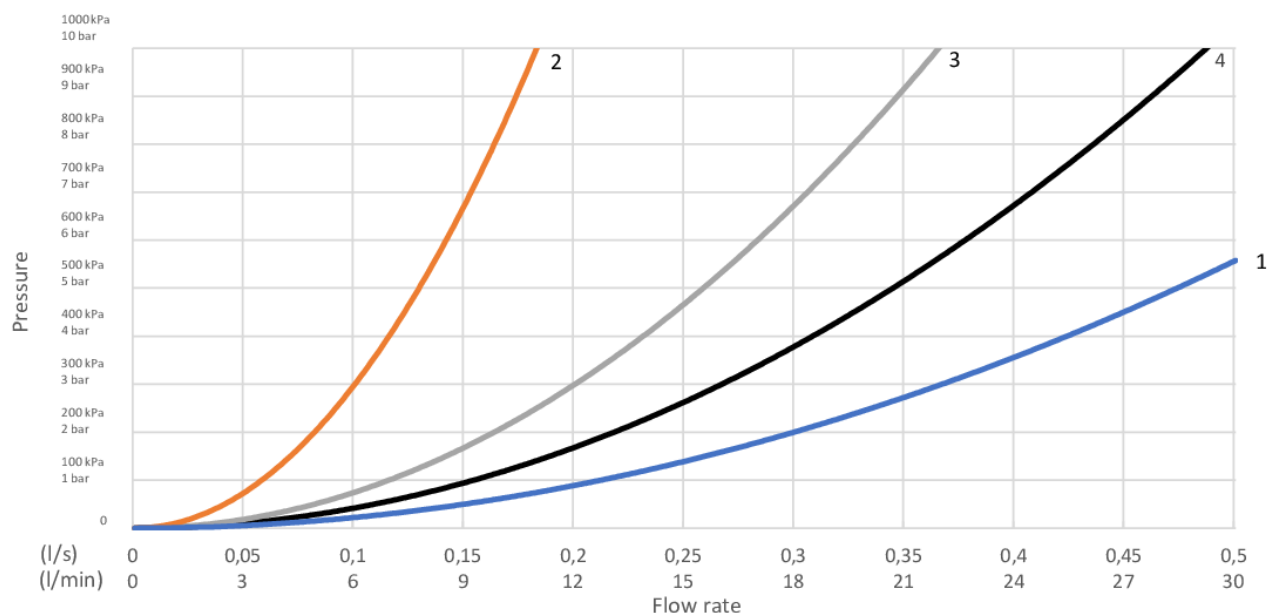
## Technical information

- Max. tap capacity (at 300 kPa): 0,1 l/s
- Pressure loss with flow (0,1 l/s) 300 kPa
- CO2 Footprint: 15.7 kg
- Standard connection dimension: 150 c-c

# GUSTAVSBERG/

## FLOW CHART/

### Ettgrepp väggblandare Atlantic



- 1. Max flow
- 2. GB41201387 and GB41211387 (with GB41106250)
- 3. A-restrictor
- 4. B-restrictor

1. Max flow		2. GB41201387 and GB41211387 (with GB41106250)	
- Flow rate at 300 kPa:	0,367 l/s	- Flow rate at 300 kPa:	0,1 l/s
- Pressure at flow 0,1 l/s:	22 kPa	- Pressure at flow 0,1 l/s:	300 kPa
- Pressure at flow 0,2 l/s:	89 kPa	- Pressure at flow 0,2 l/s:	N/A
- Pressure at flow 0,33 l/s:	243 kPa	- Pressure at flow 0,33 l/s:	N/A

Rev, 1, 2023-05-22 Gustavsberg Labb

Villeroy & Boch Gustavsberg AB / Box 400, 134 29 Gustavsberg / Phone +46 (0)8-570 391 00 / [www.gustavsberg.com](http://www.gustavsberg.com) / [info@gustavsberg.com](mailto:info@gustavsberg.com)