



Quality of life since 1825

Kitchen mixer New Nautic Care – low Spout

Lead free, energy class A, elongated lever,
dishwasher shut-off

Product features

ECO-FLOW



COLD-START



ECO-STOP



QUICK FIT



LEAD-FREE



- Contains less than 0.1% lead
- Energy class A
- Equipped with elongated lever

Article numbers

Art-no.
GB41206095064L

EAN
7391530085395

Packaging information

Length: 290 mm | Width: 290 mm | Height: 75 mm

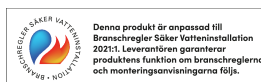
Weight: 2.98 kg

Weight: 1 pc

Assembling & Care

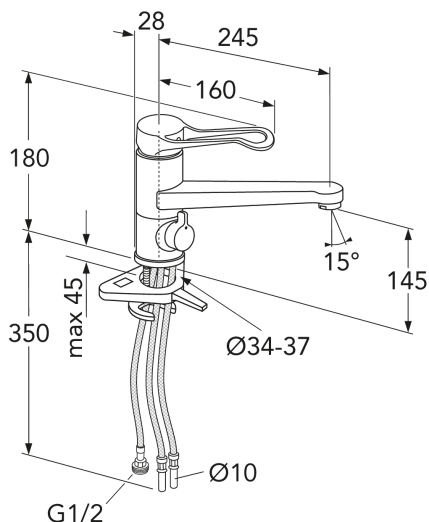
Prior to installation the lines must be flushed up to the faucet. The faucet is connected with the cold water line on the right and the hot water line on the left. Water pressure: max 1000 kPa, min 50kPa. Hot water temperature: max 70°C, min 45°C. Please note that we are not liable for damage resulting from improper installation.

Energy labeling and certifications



Technical information

- Max. tap capacity (at 300 kPa): 0,1l/s
- Pressure loss with flow (0,1l/s) 300 kPa
- Standard connection dimension: 10mm

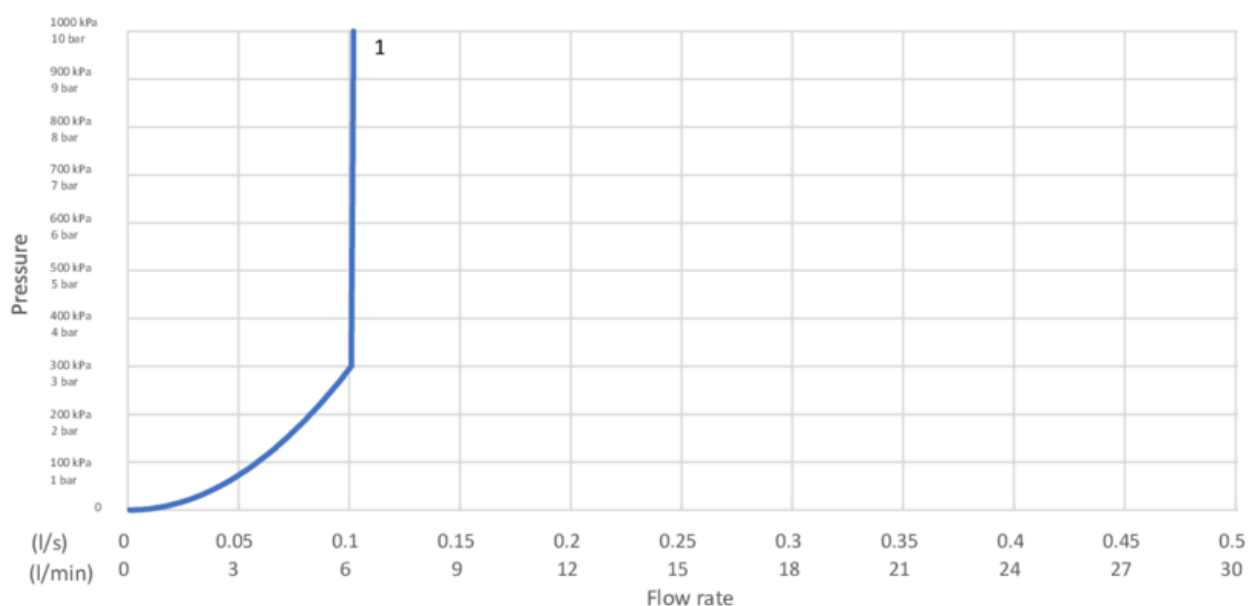


GUSTAVSBERG/

FLOW CHART/

Kök 6 l/min

GUSTAVSBERG /
SMARTER BATHROOMS



GB412060550L
GB41206055064L
GB412060560L
GB41206056064L
GB41206056RL
GB412060950L
GB41206095064L
GB412060960L
GB41206096064L
GB412060966L

- Flowrate at 300 kPa:	0,1 l/s
- Pressure at flow 0,1 l/s:	300 kPa
- Pressure at flow 0,2 l/s:	N/A
- Pressure at flow 0,33 l/s:	N/A

Rev, 1, 2023-10-25 Gustavsberg Labb

Villeroy & Boch Gustavsberg AB / Box 400, 134 29 Gustavsberg / Phone +46 (0)8-570 391 00 / www.gustavsberg.com / info@gustavsberg.com