



Quality of life since 1825

Shower mixer Ducentic – Termostat

150 c-c

Product features

- Inspired by traditional and modern design
- Details that enhance the style
- Available in Polished Brass and Chrome

Article numbers

Art-no.
GB41217004

EAN
7391530088693

Packaging information

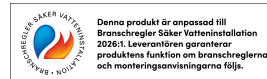
Length: 292 mm | Width: 95 mm | Height: 74 mm

Weight: 1.75 kg

Weight: 1 pc

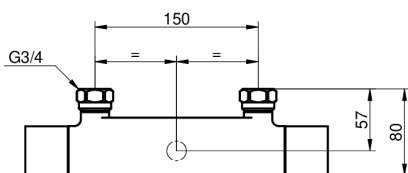
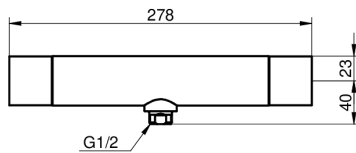
Assembling & Care

Energy labeling and certifications



Technical information

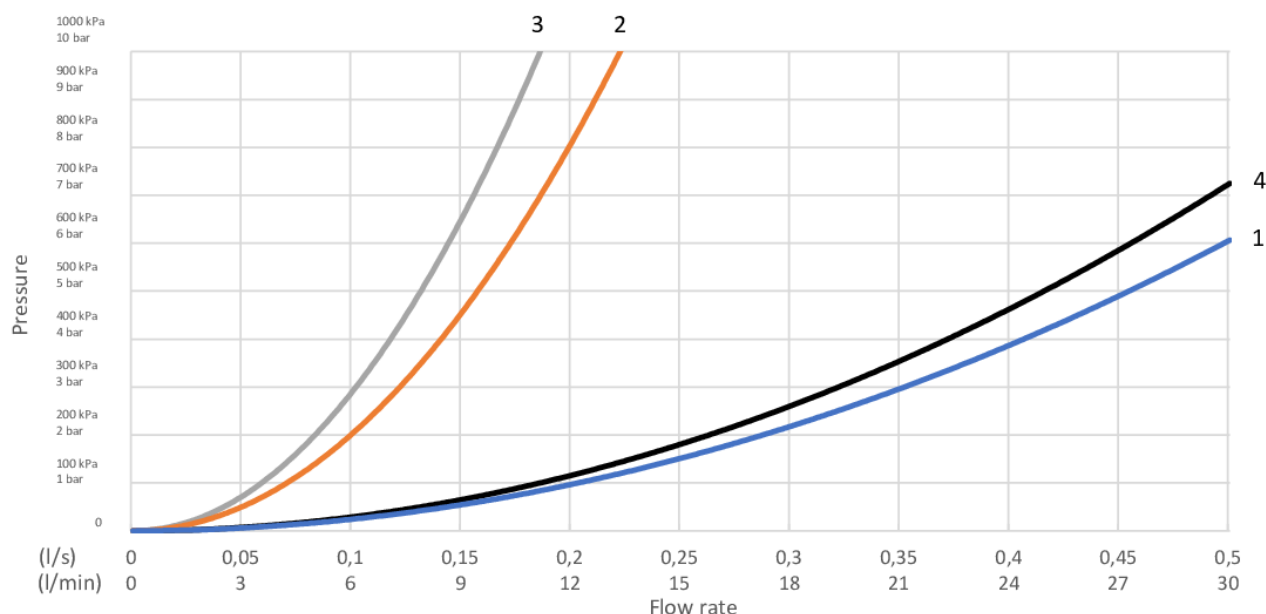
- Max. tap capacity (at 300 kPa): 0,352 l/s
- Pressure loss with flow (0,33 l/s) 264 kPa
- Standard connection dimension: 150



GUSTAVSBERG/

FLOW CHART/

Ducentic shower mixer



- 1. Max flow
- 2. Ducentic hand shower
- 3. Ducentic hand shower + diverter spout GB41650638
- 4. Diverter spout GB41650638, bath outlet

1. Max flow		2. Ducentic hand shower	
- Flow rate at 300 kPa:	0,352 l/s	- Flow rate at 300 kPa:	0,122 l/s
- Pressure at flow 0,1 l/s:	24 kPa	- Pressure at flow 0,1 l/s:	203 kPa
- Pressure at flow 0,2 l/s:	97 kPa	- Pressure at flow 0,2 l/s:	811 kPa
- Pressure at flow 0,33 l/s:	264 kPa	- Pressure at flow 0,33 l/s:	N/A

3. Ducentic hand shower + diverter spout GB41650638		4. Diverter spout GB41650638, bath outlet	
- Flow rate at 300 kPa:	0,102 l/s	- Flow rate at 300 kPa:	0,322 l/s
- Pressure at flow 0,1 l/s:	290 kPa	- Pressure at flow 0,1 l/s:	29 kPa
- Pressure at flow 0,2 l/s:	N/A	- Pressure at flow 0,2 l/s:	116 kPa
- Pressure at flow 0,33 l/s:	N/A	- Pressure at flow 0,33 l/s:	316 kPa

Rev, 1, 2025-12-16 Gustavsberg Lab

Gustavsberg AB / Box 400, 134 29 Gustavsberg / Phone +46 (0)8-570 391 00 / www.gustavsberg.com / info@gustavsberg.com