



Quality of life since 1825

Kylpyammeen sekoittaja Ducentic

160 c-c

Tuotteen ominaisuudet

- Perinteisen ja modernin muotoilun innoittamana
- Mahtava kylpykokemus
- Saatavana kiillotettuna messinkinä ja kromisena

Artikkelien numero

Art.nr.
GB41207032

EAN
7391530088082

Pakkaustiedot

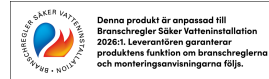
Pituus: 290 mm | Leveys: 290 mm | Korkeus: 75 mm

Paino: 3.13 kg

Pakkauksen numero: 1 pc

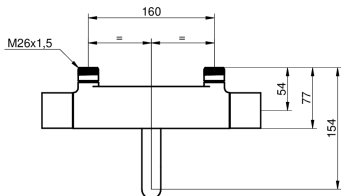
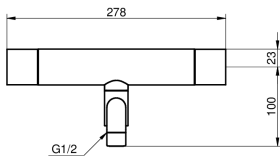
Kokoaminen & hoito

Energiamerkintä ja -sertifiointi



Tekniset tiedot

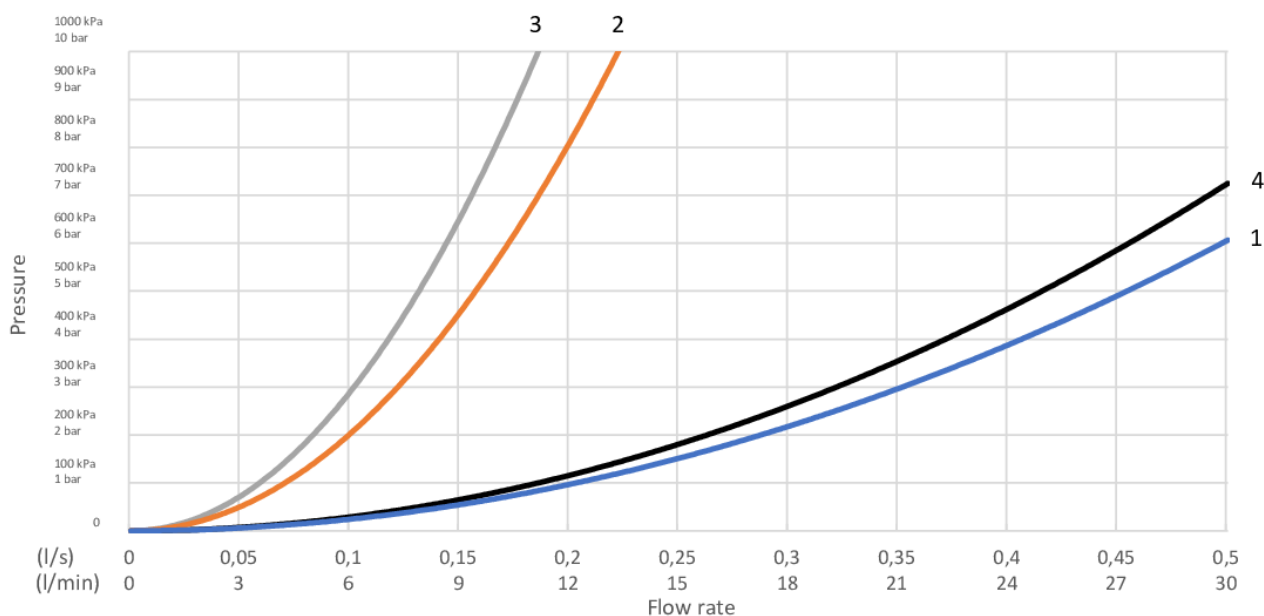
- Max. tap capacity (at 300 kPa): 0,352 l/s
- Pressure loss with flow (0,33 l/s) 264 kPa
- Liitäntäkoko: 160 c-c



GUSTAVSBERG/

FLOW CHART/

Ducentic shower mixer



- 1. Max flow
- 2. Ducentic hand shower
- 3. Ducentic hand shower + diverter spout GB41650638
- 4. Diverter spout GB41650638, bath outlet

1. Max flow		2. Ducentic hand shower	
- Flow rate at 300 kPa:	0,352 l/s	- Flow rate at 300 kPa:	0,122 l/s
- Pressure at flow 0,1 l/s:	24 kPa	- Pressure at flow 0,1 l/s:	203 kPa
- Pressure at flow 0,2 l/s:	97 kPa	- Pressure at flow 0,2 l/s:	811 kPa
- Pressure at flow 0,33 l/s:	264 kPa	- Pressure at flow 0,33 l/s:	N/A

3. Ducentic hand shower + diverter spout GB41650638		4. Diverter spout GB41650638, bath outlet	
- Flow rate at 300 kPa:	0,102 l/s	- Flow rate at 300 kPa:	0,322 l/s
- Pressure at flow 0,1 l/s:	290 kPa	- Pressure at flow 0,1 l/s:	29 kPa
- Pressure at flow 0,2 l/s:	N/A	- Pressure at flow 0,2 l/s:	116 kPa
- Pressure at flow 0,33 l/s:	N/A	- Pressure at flow 0,33 l/s:	316 kPa

Rev, 1, 2025-12-16 Gustavsberg Lab

Gustavsberg AB / Box 400, 134 29 Gustavsberg / Phone +46 (0)8-570 391 00 / www.gustavsberg.com / info@gustavsberg.com